

0.4mm Contact Spacing, Board To Board SMT Connectors

EBB-6111 SERIES

FEATURES

- 0.4mm contact spacing.
- No. of contacts: 20~40 pin.
- Stacking Heights: 1.5mm
- Available in embossed type for automatic mounting.

SPECIFICATIONS

1.ELECTRICAL

- Voltage rating: 30VAC
- Current rating: 0.3A Per contact
- Contact resistance: 60mΩ max.
- Insulation resistance: 50MΩ min.

2.MECHANICAL

- Durability: Mate & Unmate with applicability for 50 times, Contact resistance: 60mΩ max. (final)
- Connector Mating Force: 0.2kgf*n (1.96N*n) max. (n:Pin)
- Connector Unmating Force: 0.01kgf*n (0.098N*n) min. (n: Pin)
- Terminal Retention Force: 0.1kgf (0.98N) min.

MATERIALS

1.MATERIAL

- Contacts: Copper Alloy
- Hold Down: Copper Alloy
- Insulator Housing:
High Temp. Thermoplastic

2.PLATING

Contact:

- Nickel In All Area
- Terminal entire: Au over Nickel

PACKING

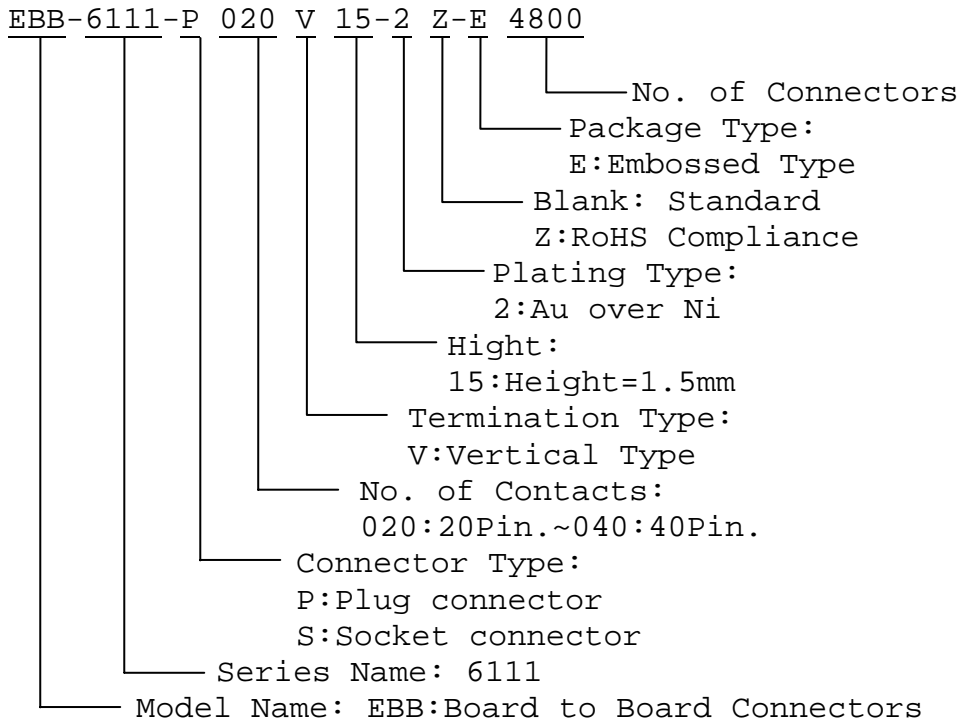
1.Packing method

1-1.All connectors are packed in reel method.

2.Information on label (stuck to each poly bag, reel and box)


- (1)Part NO. (2)Section. (3)Lot NO. (4)Quantity.
(5)QC stamp. (6)Reprocess NO. (7)ECE mark.

PART NUMBERING SYSTEM




DRAWING

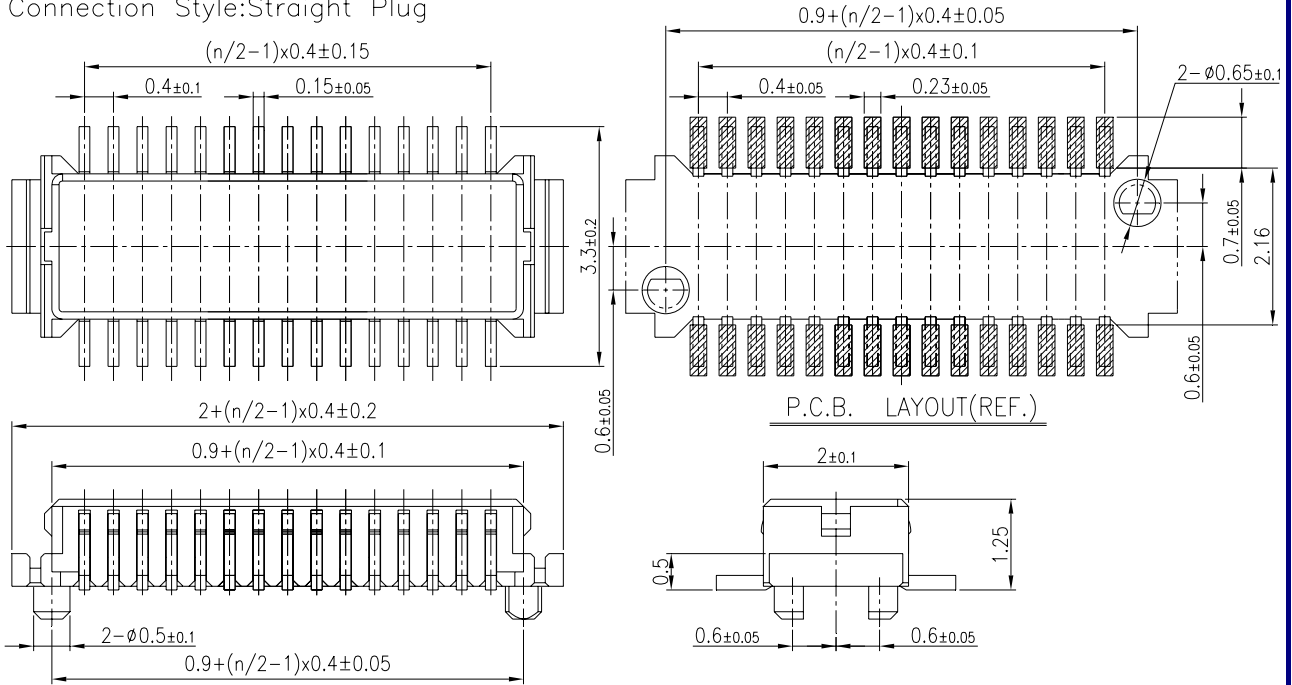
EBB-6111-P*V15-2Z**



EBB-6111-S*V15-2Z**



EBB-6111-P***V15-2Z (RoHS Compliance) UNIT:mm
Connection Style: Straight Plug



EBB-6111-S***V15-2Z (RoHS Compliance) UNIT:mm
Connection Style: Straight Receptacle

